


Embed



YouTour does support iFrame embedding. Please see below:

```
<iframe width="100%" height="100%" src=https://cbhharvest.youtour.com.au/agentframe frameborder="0" allow="autoplay; encrypted-media; gyroscope; picture-in-picture;" allowfullscreen></iframe>
```

Change the Width and Height to a more specific size by modifying: `iframe width="100%" height="100%"` to be `iframe width="800px" height="600px"`

There are three different types of iFrame integration, here are some examples:

Standard:

<https://ccia.youtour.com.au/#campus>

Change = no change

Top Bar Off:



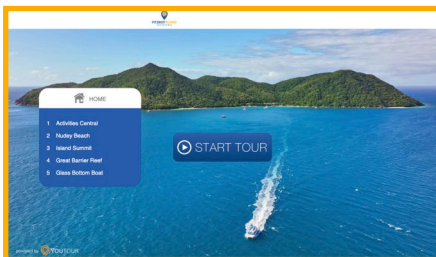
<https://ccia.youtour.com.au/frame#campus>

Change = `/frame` to the url

(Popular) Top Bar & Side Bar Off:

<https://ccia.youtour.com.au/agentframe#campus>

Change = `/agentframe` to the url



Deeplinking: You can also directly link to any part of your YouTour from any part of your website. So if you have specific location in your YouTour you want to link to, just put the number from the left hand column after the tour name.

For example: If you want to link to Location 3 in your YouTour with the iFrame interface activated you would put a `_3` after the `#uqstlucia` like this: https://uq.youtour.com.au/agentframe#uqstlucia_3

Please contact: support@youtour.com.au if you have any questions.